



Silhouette® Shades

Suggested Retail Prices (inc.VAT)

March 2024

Child Safety

All of our products meet with the child safety requirements of the revised publication of EN 13120:2009+A1:2014, Internal blinds – performance requirements including safety.

Safety devices

A tensioning device will be provided with all cord (looped) operated products to keep the cord under continuous tension. This device MUST be fitted at the point of installation to ensure compliance with the child safety requirements of EN 13120:2009+A1:2014.

Control lengths

As a requirement of EN 13120:2009+A1:2014, the maximum control length is determined by the safety device used on the product as well as the drop of the blind or installation height. The chart below details the maximum length of looped control chain available.

Maximum control lengths

Safety device used	Installation Height	Max control length
Breakaway cord connector or tensioning device	Not known and drop of blind up to 2.5m	Up to 1m
	Not known and drop of blind over 2.5m	Blind drop less 1.5m
	Known	Distance from floor to end of control to be at least 1.5m



FOR FURTHER COPIES OF THIS AND ALL OTHER LUXAFLEX® PRICELISTS GO TO THE DEALER PORTAL <http://dealers.luxaflex.co.uk>
You can download order forms for all products at <http://dealers.luxaflex.co.uk>

CONTACT DETAILS

Address

Luxaflex® UK
Battersea Road
Heaton Mersey Industrial Estate Stockport, Cheshire
SK4 3EQ

Phone numbers

Front desk: 0161 442 9500

Fax numbers

Sale: 0161 432 3200

Email addresses

General: info@luxaflex.co.uk
Orders: orders.online@luxaflex.co.uk Marketing: marketing@luxaflex.co.uk
Training Academy: training.academy@luxaflex.co.uk

General Luxaflex website

www.luxaflex.co.uk

Dealer website

<http://dealers.luxaflex.co.uk/>

On the dealer portal you can find the most up to date lead time, and product information as well as order forms.

- Luxaflex® digital ordering system "Connect": www.luxaflexconnect.co.uk

Please note the following important information:

- All text, images, interfaces, photos of Hunter Douglas products or otherwise, trademarks, logos, sounds, music and artwork ("the Content"), including but not limited to it design, structure and / or selection, of such content displayed on this Website is owned by or licensed to Hunter Douglas and / or its affiliate companies (collectively "Hunter Douglas").
- The content may be used, but exclusively for the promotion of Luxaflex® products. Any other use of the Content of the Websites is strictly prohibited.
- The material and all related rights remain exclusive ownership of (the subsidiary concerned from) Hunter Douglas, unless expressly different agreed.

HOW TO CALCULATE A PRICE

- Based on your specific width and height, the prices detailed on pages 15 and 16 indicate the price for a standard product. On this page the standard product is defined.
- If applicable, options or alternative controls can be added. After calculating the price for a standard product, the add-on price for an option and the add-on price for the type of control can be added. The total product price is the combination of the price tables, options and alternative control.

HOW TO ORDER

Luxaflex® Connect

- Instant ordering, 24/7-even when the Luxaflex®office is closed
- Final order input onto our system-no queries
- Full insight into your order history
- Luxaflex® Connect will confirm if the blind is possible to manufacture
- Instant pricing including all product surcharges, with discounts show as a value and not a percentage.
- Available on mobile devices
- Full online programme which means no installation of software is required.





MEASURING

Deductions

Recess size reductions (mm)		
	Width:	Height:
All models	- 5 mm	- 5 mm

- Supplied product size is measured in the open vane position. Height can deviate from + 2 mm to - 5 mm in the final dimension.
- Always measure the height of a Silhouette® Shade in the open position.

MAINTENANCE AND CARE

- Ultrasonic cleaning is suitable.
- Fabrics are treated with a dirt-repellent layer.
- Easy to maintain with a canister of air.
Don't use a hair dryer or vacuum cleaner to remove dust and dirt between the slat.

DESIGN AND OPERATION

Recess Size reductions: 5mm for width and drop.

When mounting blinds on a rebate in a ceiling an additional 25mm is required in front of headrail to position blind on brackets.

VANE OPENING

Vanes on the Silhouette® fabrics open to slightly different degrees. Consequently, there are variations in visibility through the shadings when the vanes are tilted to their maximum open positions. The variations among the products are shown when looking through the shadings at eye level.

SIDE-BY-SIDE VANE ALIGNMENT

When Silhouette® Shades are installed side by side, vane alignment can be guaranteed within 10mm only if:

- The ordered height measurements are exactly the same.
- The shades are the same colour and ordered at the same time.
- The combined widths of the shades to be aligned do not exceed 2600mm otherwise vane alignment may vary by up to 25mm between shades.

STANDARD RECESS REDUCTIONS ON WIDTH AND DROP OF 5mm

VANE CLOSURE

When the vanes of a Silhouette® Shade are closed, they overlap each other, blocking the view. However, the vanes do not contact each other along the full length of the shade - they do not form a perfect seal against light leakage. This is most visible toward the bottom of the shade. Vane closure is measured as the distance between the front and rear fabric facings 150mm up from the lowest point of the bottom rail, with the shade fully lowered and the vanes closed. For all fabrics, the vane closure is 16mm for shades under 1500mm in length and 22mm for shades over 1500mm in length.

Vane closure for all 75mm fabrics is 25mm, regardless of height.

Please note that minor rippling may occur in the voile section attached to the bottom rail. This is a by-product of the manufacturing process and is considered to be within the specification of this product.





ADJACENT SHADINGS

To span wide openings, Silhouette® Shades may be installed adjacently, so that their headrails abut. The gap between the fabric panels of the adjacent shadings varies according to the cord placement.

Light gap/tolerance for products next to each other

Products next to each other	Light gap in mm	Non operational side		Operational side	
		Tolerance in mm	Light gap in mm	Tolerance in mm	Fabric reductions in mm
Endless cord	8	2	17	2	25
SmartCord	8	2	15	2	23
LiteRise	8	2	8	2	15
PowerView	10	2	12	2	22
Motorised 24V	8	2	17	2	25

MODELS

Shape	Operation	Fabric type	Width in mm		Height in mm	
			MIN	MAX	MIN	MAX
	SmartCord®	Originale Clearview	300	2750	300	3000
		Originale 50 mm	300	2600	300	2750
		Originale 75 mm	300	3000	300	2800
		Lumière	300	3000	300	3000
		Matisse	300	3000	300	3000
		Ombre	300	3000	300	2800
		BonSoir Originale	300	3000	300	3000
		Promenade	300	3000	300	2200
		Silk	300	3000	300	2200
		Toujours 50 mm	300	2750	300	2650
		Toujours 75 mm	300	2750	300	2650
	LiteRise®	Originale Clearview	500	2750	300	2100
		Originale 50 mm	500	2600	300	2100
		Originale 75 mm	500	3000	300	2100
		Lumière	500	3000	300	2100
		Matisse	500	3000	300	2100
		Ombre	500	3000	300	2100
		BonSoir Originale	500	3000	300	2100
		Promenade	500	3000	300	2100
		Silk	500	3000	300	2100
		Toujours 50 mm	500	2750	300	2100
		Toujours 75 mm	500	2750	300	2100

	Operation	Fabric type	Width in mm		Height in mm	
			MIN	MAX	MIN	MAX
	Endless cord	Originale Clearview	300	2750	400	3000
		Originale 50 mm	300	2600	400	2750
		Originale 75 mm	300	3000	400	3000
		Lumière	300	3000	400	3000
		Matisse	300	3000	400	3000
		Ombre	300	3000	400	2800
		BonSoir Originale	300	3000	400	3000
		Promenade	300	3000	400	2200
		Silk	300	3000	400	2200
		Toujours 50 mm	300	2750	400	2650
		Toujours 75 mm	300	2750	400	2650
	Motorised 24V	Originale Clearview	500	2750	300	3000
		Originale 50 mm	500	2600	300	2750
		Originale 75 mm	500	3000	300	3000
		Lumière	500	3000	300	3000
		Matisse	500	3000	300	3000
		Ombre	500	3000	300	2800
		BonSoir Originale	500	3000	300	3000
		Promenade	500	3000	300	2200
		Silk	500	3000	300	2200
		Toujours 50 mm	500	2750	300	3000
		Toujours 75 mm	500	2750	300	3000
	PowerView®	Originale Clearview	500	2750	300	3000
		Originale 50 mm	500	2600	300	2750
		Originale 75 mm	500	3000	300	3000
		Lumière	500	3000	300	3000
		Matisse	500	3000	300	3000
		Ombre	500	3000	300	2800
		BonSoir Originale	500	3000	300	3000
		Promenade	500	3000	300	2200
		Silk	500	2400	300	2200
		Tourjours 50 mm	500	2750	300	2650
		Tourjours 75 mm	500	2750	300	2650






Specific attention points

- Silhouette® Shades are not designed to close completely. This is most noticeable at the bottom of the products. However, the slats overlap so that privacy is not compromised.



OPERATION TYPES

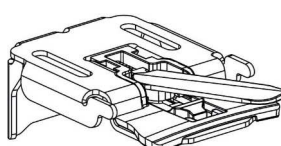
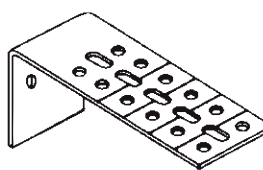

Operation types

	<p>SmartCord®</p> <ul style="list-style-type: none"> · Standard operation type · Self-retracting operating cord · Self-unrolling system 		<p>Motorised</p> <ul style="list-style-type: none"> · Optional operation type · 24Volt motor(s) available · Motor can be placed on Both sides
	<p>Endless cord</p> <ul style="list-style-type: none"> · Optional operation type 		<p>PowerView®</p> <ul style="list-style-type: none"> · Optional operation type · 18 Volt silent battery motor with smart technology · Motor is always on the right-hand side · On-face mounting with battery pack clipped behind head rail only in combination with spacer blocks (minimum 18 mm) · Total installation depth with battery pack clipped to head rail is 105 mm · More information about PowerView®, see the PowerView® pricelist
	<p>LiteRise®</p> <ul style="list-style-type: none"> · Optional operation type · Handle without visible cords 		



INSTALLATION OPTIONS

Installation options

	<p>Brackets in-recess and on-face</p> <ul style="list-style-type: none"> Standard bracket for wall or ceiling mounting <i>In-recess</i>: installation depth including mounting bracket is 85 mm. The gap between the ceiling and head rail is 3 mm <i>On-face</i>: height of head rail 78 mm Sizes: H = 30 mm, L = 82 mm, D = 53 mm Available in one colour: white 		<p>Extension bracket</p> <ul style="list-style-type: none"> Position an extension bracket every 800 mm along the width Available in two colours: white and aluminium Sizes: H = 35 mm, L = 97 mm, D = 32 mm
	<p>Spacer blocks</p> <ul style="list-style-type: none"> Available in 2 sizes; 6 mm and 12mm Maximum 3 blocks (36 mm) in a row A minimum of 18 mm is required for on-face mounting of a PowerView® control Mounting bracket with battery pack clipped to head rail protrudes 3 mm above the head rail 		

Number of brackets

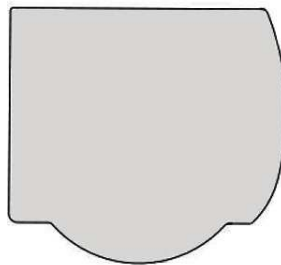
Product width (mm)	0-800	801-1600	1601-2400	2401-2850	2851-3000
Number of brackets	2	2	3	4	5

Specific attention points

- When mounting, always check for skewing during rolling up. If necessary, rectify this by using the balance weight in the bottom rail.

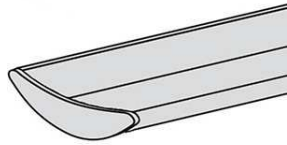
HARDWARE

Head rails

	<p>Head rail - cassette</p> <ul style="list-style-type: none"> Colour coordinated Available in 4 colours: White, off-white, grey and black Sizes: H = 78 mm D = 83 mm (without bracket). D = 85 mm (with bracket) Due to the mounting bracket, the light gap between the ceiling and the head rail is 3 mm
-------------------------------------------------------------------------------------	-------------------------------------------------------------------------------------------------------------------------------------------------------------------------------------------------------------------------------------------------------------------------------------------------------------------------------------------------------------



Bottom rails



Bottom bar

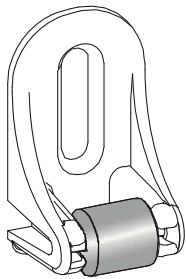
- Colour coordinated to the fabric
- Available in 4 colours: White, off-white, grey and black, this cannot be specified.
- The bottom bar is always supplied the same colour as the Cassette
- Oval shape bottom bar
- Available in 2 sizes: 50 mm and 75 mm
- Balance weight in the bottom rail
- Due to the construction, the bottom rail can hang forward slightly

Profile colours

Colour number:	Description:
0204	White
0161	Off-white
7113	Grey
1858	Black

OPTIONS

Options



Hold down bracket set

- Suitable for on-face or in-recess mounting
- For mounting on doors or in draughty rooms
- Products that are narrower than 600 mm are supplied with a fixation kit as standard. They have a high risk of skewing while being rolled up
- Fixing bracket is magnetic
- Sizes: H = 35 mm, L = 20 mm

Light gap/tolerance for products next to each other

Products next to each other	Light gap in mm	Non operational side		Operational side	
		Tolerance in mm	Light gap in mm	Tolerance in mm	Fabric reductions in mm
Endless cord	8	2	17	2	25
SmartCord	8	2	15	2	23
LiteRise	8	2	8	2	15
PowerView	10	2	12	2	22
Motorised 24V	8	2	17	2	25



COLLECTION

LPN	Description	Colour	Transparency	Colour head rail	Price group	Page in collection book
3225	Originale	Snow White	Translucent	0204	1	21
3227	Originale	Whisper White	Translucent	0161	1	27
3768	Toujours	Antique White	Translucent	0161	2	25
5017	Matisse	Stone Grey	Translucent	7113	1	47
5316	Silk	Natural Silk	Translucent	0161	1	35
5313	Silk	Bleached Linen	Translucent	0204	1	25
5502	Matisse	Ebony Black	Translucent	1858	1	47
5767	Toujours	Powder White	Translucent	0204	2	21
5769	Toujours	Pearl White	Translucent	0161	2	25
6358	Originale	Dove Grey	Translucent	7113	1	41
6359	Originale	Honey Beige	Translucent	0161	1	33
6360	Promenade	Cloud Cream	Translucent	0161	E	27
6361	Promenade	Spring White	Translucent	0204	E	25
6362	Promenade	Pearl Beige	Translucent	0161	E	35
6363	Promenade	Vapor Grey	Translucent	7113	E	41
6364	Promenade	Chalk Blue	Translucent	7113	E	45
6372	BonSoir Originale	Pristine White	Room darkening	0204	2	23
6373	BonSoir Originale	Ivory	Room darkening	0161	2	31
6374	Ombre	Dream White	Room darkening	0204	2	23
6375	Ombre	Light Taupe	Room darkening	7113	2	33
6376	Ombre	Chalk White	Room darkening	0204	2	23
6377	Ombre	Salted Caramel	Room darkening	0161	2	37
6378	Ombre	Ivory Cream	Room darkening	0161	2	35
6379	Ombre	Wind Chime Grey	Room darkening	7113	2	41
6380	Ombre	Double Cream	Room darkening	0161	2	33
6384	Silk	Bright White	Translucent	0204	1	21
6385	Silk	Lamb's Wool	Translucent	0161	1	27
6386	Lumière	Star White	Translucent	0204	1	21
6387	Lumière	Mystic White	Translucent	0204	1	27
6388	Lumière	Powder Dust	Translucent	0161	1	31
6389	Lumière	Cobblestone	Translucent	7113	1	37
6390	Lumière	Moon Rock	Translucent	7113	1	43
9620	Originale Clearview	Sand White	Translucent	0204	2	15
9621	Originale Clearview	Whisper White	Translucent	0161	2	15
9622	Originale Clearview	Angora Beige	Translucent	0204	2	17
9623	Originale Clearview	Honey Beige	Translucent	0161	2	17
9624	Originale Clearview	Moonbeam Grey	Translucent	7113	2	15
9625	Originale Clearview	Dove Grey	Translucent	7113	2	17
9626	Originale Clearview	Smoked Grey	Translucent	7113	2	17
9627	Originale Clearview	Diamond White	Translucent	0204	2	15
9628	Originale	Oatmeal Beige	Translucent	0161	1	35
9629	Originale	Moonstone Grey	Translucent	0204	1	41
9630	Originale	Oystergrey	Translucent	7113	1	43
9631	Originale	Dove Grey	Translucent	7113	1	41
9632	Originale	Honey Beige	Translucent	0161	1	33
9633	Originale	Whisper White	Translucent	0161	1	27
9634	Originale	Snow White	Translucent	0204	1	21
9635	Originale	Oatmeal Beige	Translucent	0161	1	35



LPN	Description	Colour	Transparency	Colour head rail	Price group	Page in collection book
9636	Originale	Moonstone grey	Translucent	0204	1	41
9637	Originale	Oystergrey	Translucent	7113	1	43
9638	Toujours	Powder White	Translucent	0204	2	21
9639	Toujours	Pearl White	Translucent	0161	2	25
9640	Toujours	Antique White	Translucent	0161	2	25

Specific attention points

- Silhouette® Shades are made from high-quality textiles, but like any fabric, there are some visible variations. These are normal and can't be counted as product defects. Small wrinkles, folds or other variations may appear and are inherent to this product.



Please note prices based on metric calculations, Imperial sizes should be used as a guide only

PRICE GROUP E

	Width	mm	600	800	1000	1200	1400	1600	1800	2000	2200	2400	2600	2800	3000
		ins	24"	32"	40"	48"	56"	63"	71"	79"	87"	95"	103"	108"	119"
Drop	mm	ins	£	£	£	£	£	£	£	£	£	£	£	£	£
1000	40"		477	526	578	632	686	744	792	900	953	1039	1093	1161	1201
1200	48"		501	549	611	672	726	789	848	956	1019	1120	1174	1242	1280
1400	56"		521	578	634	706	778	841	906	1019	1086	1192	1253	1320	1361
1600	63"		540	607	679	744	823	888	963	1082	1156	1264	1345	1435	1485
1800	71"		562	632	710	783	859	942	1017	1142	1230	1341	1413	1496	1545
2000	79"		580	665	744	827	902	990	1073	1205	1296	1413	1494	1584	1631
2200	87"		598	688	778	859	947	1041	1129	1264	1363	1485	1581	1685	1748
2400	95"		627	719	805	902	999	1086	1185	1332	1426	1565	1665	1773	1836
2600	103"		641	749	841	942	1044	1142	1239	1394	1494	1637	1752	1874	1939
2800	108"		674	778	877	983	1084	1192	1300	1453	1565	1714	1858	2031	2123
3000	119"		692	798	906	1017	1129	1239	1347	1516	1631	1790	1935	2103	2202

Order surcharge - £11 per order

PRICE GROUP 1

	Width	mm	600	800	1000	1200	1400	1600	1800	2000	2200	2400	2600	2800	3000
		ins	24"	32"	40"	48"	56"	63"	71"	79"	87"	95"	103"	108"	119"
Drop	mm	ins	£	£	£	£	£	£	£	£	£	£	£	£	£
1000	40"		513	571	627	688	746	803	866	983	1041	1131	1197	1277	1322
1200	48"		540	594	665	726	792	861	926	1048	1116	1221	1282	1354	1397
1400	56"		562	627	695	767	843	917	990	1116	1192	1300	1370	1439	1484
1600	63"		585	661	740	803	891	967	1052	1185	1262	1385	1466	1566	1620
1800	71"		607	688	774	850	933	1028	1109	1248	1345	1462	1547	1638	1696
2000	79"		630	720	803	900	985	1079	1172	1316	1417	1547	1637	1736	1790
2200	87"		652	749	843	933	1037	1140	1237	1386	1489	1631	1727	1842	1903
2400	95"		679	785	881	985	1088	1192	1296	1460	1566	1710	1822	1944	2011
2600	103"		702	816	917	1028	1142	1248	1358	1525	1638	1797	1919	2049	2119
2800	108"		728	843	954	1071	1187	1305	1421	1595	1718	1878	2013	2160	2238
3000	119"		749	877	990	1111	1237	1358	1476	1665	1790	1961	2112	2276	2364

Order surcharge - £11 per order

PRICE GROUP 2

	Width	mm	600	800	1000	1200	1400	1600	1800	2000	2200	2400	2600	2800	3000
		ins	24"	32"	40"	48"	56"	63"	71"	79"	87"	95"	103"	108"	119"
Drop	mm	ins	£	£	£	£	£	£	£	£	£	£	£	£	£
1000	40"		546	607	672	742	800	868	933	1053	1120	1221	1282	1345	1376
1200	48"		576	634	708	778	848	922	998	1125	1201	1311	1376	1442	1482
1400	56"		598	672	746	827	908	990	1066	1201	1286	1404	1482	1570	1611
1600	63"		623	706	791	868	954	1044	1131	1278	1367	1493	1581	1667	1710
1800	71"		654	742	830	911	1007	1106	1199	1349	1449	1581	1667	1759	1797
2000	79"		675	774	868	963	1059	1163	1260	1421	1530	1667	1770	1878	1925
2200	87"		701	805	908	1007	1116	1230	1332	1502	1608	1759	1872	1982	2042
2400	95"		724	841	949	1059	1172	1286	1397	1575	1694	1853	1975	2105	2168
2600	103"		753	873	990	1102	1228	1345	1462	1640	1770	1928	2063	2200	2263
2800	108"		780	904	1025	1147	1277	1404	1521	1716	1847	2013	2157	2294	2362
3000	119"		805	942	1061	1188	1323	1462	1588	1782	1928	2103	2249	2394	2461

Order surcharge - £11 per order

OPTIONS

When mounting blinds in a rebate in a ceiling an additional 25mm is required in front of headrail to position blind on brackets

Enless Cord	-£45 off the price grid
LiteRise®	F.O.C
Extension brackets each	£2
Hold Down Bracket set	£8
PowerView® Motorisation	
<i>Please see PowerView® Motorisation pricelist for surcharges and options</i>	

Motor Options

24v Motorisation	P.O.A
------------------	-------

Order surcharge - £11 per order

Carriage paid for delivery to mainland dealer addresses in England, Scotland and Wales. Surcharge may apply for home and non-mainland deliveries. Delivery to the Channel Islands - £35.50. Delivery to Northern Ireland - £25.



